

1/2

## MANHOLE COVER – LOCKED HINGED LIFT ASSISTED TITAN 1000 CLASS E600



### SPECIFICATIONS :

Norm : **EN 124-2**

Loading : **600 kN**

Quality Label : Tüv



### MATERIAL & COATING :

**Covers** : Spheroidal Cast Iron EN-GJS-600-10.

Water Based Black Paint

**Frame** : Steel Hot-Dip Galvanized

**Hardware** : Stainless Steel / Cast Iron

### OPTIONS :

Runoff Watertightness / Odortight

High traffic

Custom Badging &amp; Logo

Fall safety Equipment

Stainless Steel Gas Struts

Stainless Steel Mechanical Springs

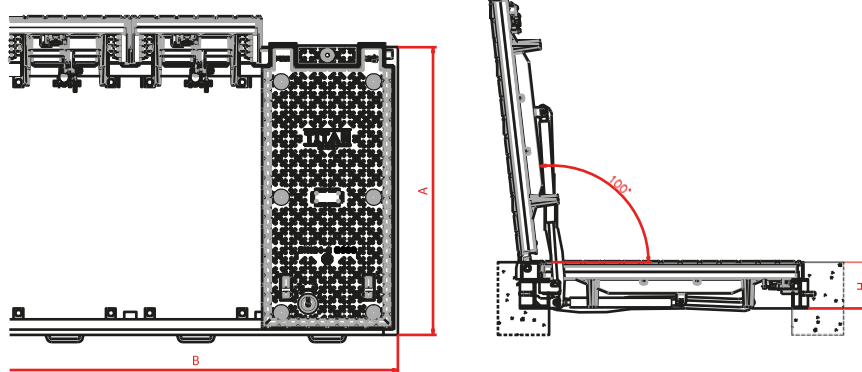
### REMARKS :









Lift assisted

Each cover equipped with an automatic burglar-proof lock «Pushed &amp; Slammed»

Special ergonomic key TITAN acting as a handle

EPDM gasket : Moulded Monobloc - Hardness &gt; 75 Shore A, screwed mechanically underneath the cover



Ref.	Description	Lay-out	Clear opening	Freeway	A*	B*	H*	Total weight
			mm					Kg
/	TITAN-M1		1000 x 460	890 x 460	1225	580	190	184
/	TITAN-M2		1000 x 1000	885 x 1000	1225	1120	190	337
38429	TITAN-M3		1000 x 1540	885 x 1540	1225	1660	190	490
/	TITAN-M4		1000 x 2080	885 x 2080	1225	2200	190	643
/	TITAN-M5		1000 x 2620	885 x 2620	1225	2740	190	796
/	TITAN-M6		1000 x 3160	885 x 3160	1360	3280	190	966
/	TITAN-M7		1000 x 3700	885 x 3700	1360	3820	190	1121
/	TITAN-M8		1000 x 4240	885 x 4240	1360	4360	190	1284
Weight / Lid (Kg)								105

\*External frame measure. Other dimensions : on request

2/2

## MANHOLE COVER – LOCKED HINGED LIFT ASSISTED TITAN 1000 CLASS E600



### BESPOKE

Covers are coated with a black water-based paint. In option, we offer a topcoating colored polyester paint - RAL color on request.

On request, each cover can be tailor-made by :

- a special badging & marking **embossed and moulded** in raw material
- set up of a **stainless steel plate**



### LIFT ASSISTANCE

Each cover is lift assisted in opening and closing for easy handling by a single person, by :

- **Standard Gas Strut**
- **Stainless Steel Gas Strut**
- **Stainless Steel Mechanical Spring**



### AUTOMATIC BURGLAR-PROOF LOCK «PUSHED & SLAMMED»

TITAN 1000 is equipped with lock device pushed & slammed on each cover:

- Burglar-proof, through hole
- Automatic closing
- Ergonomic key with two features : **locking/unlocking and handling in operation**



### RUNOFF WATERTIGHTNESS / ODORTIGHT

Each cover is equipped with an **EPDM gasket** fastened by stainless steel screws.

Watertightness is obtained by the addition of crossbeams and **6 stainless steel compression bolts per cover**

## Associated products

